






**61141**  
6 light 3 arm up and down Chandelier -  
Champagne Bronze, Black

DETAILS	
FAMILY	Phix
SUITABLE LOCATION	Interior
GUARANTEE	Standard 2 Year Guarantee
FINISH	Champagne Bronze, Black
FITTING HEIGHT	341mm
DIAMETER	780mm
WIDTH	780mm
MINIMUM DROP	491mm
MAXIMUM DROP	1405mm
POWER SOURCE	Mains Voltage
VOLTAGE	220-240v 50hz
MAXIMUM WATTAGE	40W
NUMBER OF LAMPS	6
SOCKET	E27
INTEGRATED LED	No
RODS SUPPLIED	2 X 152mm, 2 X 305 Mm Of Rods
CLASS	Class I
BUILD MATERIALS	Steel
SHADE MATERIAL	Steel
DIMMABLE FITTING	Compatible With Dimmable Lamps
PRODUCT WEIGHT	4.65kg
BOX DIMENSIONS	63 X 59 X 23cm
BOX WEIGHT	6.20 Kg



## PRODUCT DETAILS

6 light 3 arm up and down Chandelier - Champagne Bronze, Black. Main build materials: Steel. Max Wattage: 6 x 40W E27